

IrriGate® C.I.

Cast Iron Control Valves

1½", 2", 3", 4"



The IrriGate C.I. Cast Iron Hydraulic Control Valve is engineered with a patented “curved bridge” design that delivers superior performance across a variety of irrigation and water management applications. Expertly designed to optimize water flow and regulate pressures, this valve ensures high flow efficiency and minimal pressure loss, making it exceptionally well-suited for agricultural, landscape, greenhouse, and industrial irrigation systems. Crafted from robust cast iron, the IrriGate C.I. series combines high performance, durability, and versatility, establishing itself as a trusted and innovative solution for modern water control needs.

HIGHLIGHTS

- **Performance:**
 - The curved bridge design delivers:
 1. Energy savings with the best KV.
 2. No vibrations at extreme high pressures or when flow is being regulated.
 - Valve stays fully open in low pressure conditions.
- **Corrosion Resistance:**
 - High quality coating ensures long life.
- **Wide Working Pressure Range:**
 - 0.5 to 16 Bar working pressure range.
- **Accessories:**
 - Variety of solenoids and pilots to address any application.

APPLICATIONS

- Optimizes water management for agricultural and landscape irrigation.
- Provides consistent, reliable control for greenhouse and turf irrigation.
- Ensures efficient fluid management in water treatment and distribution systems.
- Versatile solution for demanding industrial environments, including mining, wastewater, and marine applications versatility and harsh conditions.

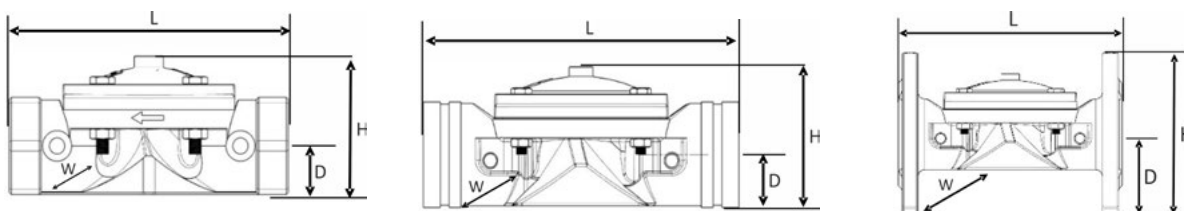
Type of Valves

1. Manual On-Off
2. 3 Way, 12-24 VDC Latch,
Motor Type Solenoid (With Mounting Screws)
3. 3 Way, 24 VAC/VDC,
Motor Type Solenoid (With Mounting Screws)
4. 3 Way Electric with 24 VAC Magnetic Solenoid
5. 3 Way Electric with 9-30 VDC Latching Solenoid
6. Pressure Reducing
7. Pressure Sustaining / Relief

Technical Data

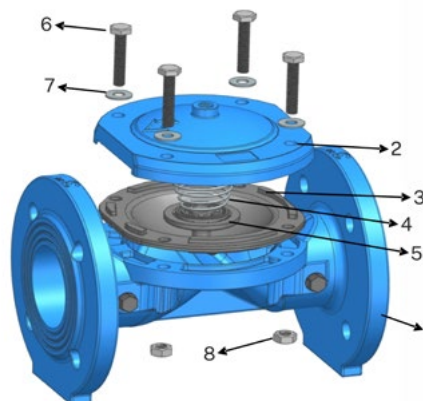
Valve size	mm	40mm	50 mm	80 mm	100 mm
	Inch	1.5"	2"	3"	4"
Max. recommended flow rate for continuous operation	m ³ /hr	40	60	140	180
Min. Recommended Flow Rate	m ³ /hr	>1 (>5)			
Pressure Range	bar	0.5-16 (8-232)			0.7-16
Flow Rate Factor	Kv (metric)	66	90	160	270
Material of Construction	Cast Iron (GG 20/25)				

Engineering Data

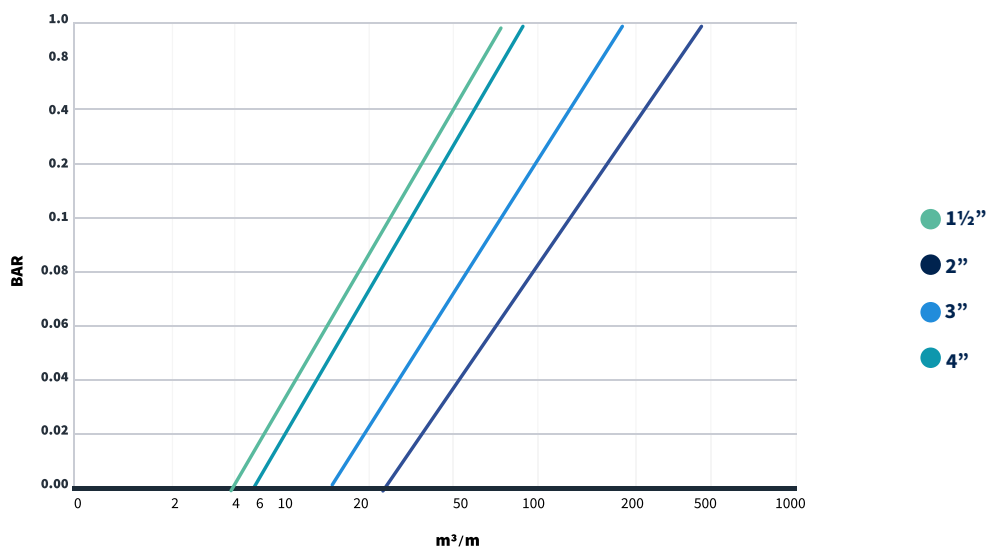


Valve size		Threaded		Grooved	Flanged	
		1½"/40 MM	2"/50 mm	3"/80 mm	2"/50mm	3"/80mm
		1½" x 2 x 1½"	2 x 2 x 2	3 x 3 x 3	2 x 2 x 2	3 x 3 x 3
Dimension						
Height	CM	9.9	11.8	15.8	19.9	22
Width	CM	14.5	18	16.5	19.9	25.8
Length	CM	21	29.2	24	27	35

Part No	Description	Material
1	Body	Cast Iron
2	Cover	Cast Iron
3	Diaphragm	NR (fabric reinforced)
4	Spring	SS-302
5	Spring Retainer	Nylon
6	Bolt	SS-304
7	Washer	SS-304
8	Nut	SS-304



Performance Graphs



Keep in touch!



info@metzerplas.com



metzer-group.com

